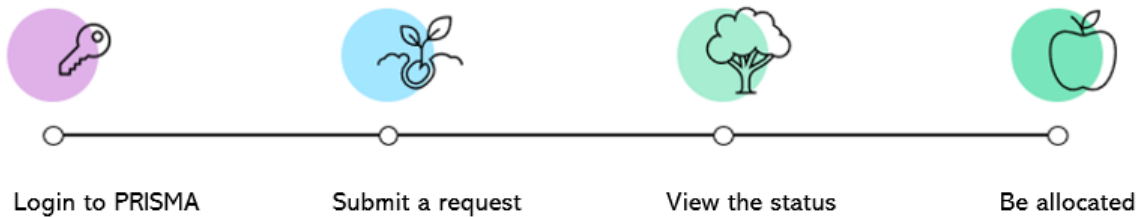


## FCFS capacity offer on Prisma

From October 1<sup>st</sup> 2021, the capacities available on the basis of « First come, First Served » (FCFS) will be marketed on the Prisma Platform.

The subscription capacity requests on the PITTm Dunkerque LNG (IT0004), PITP Arleux (IR0044) as well as for the L-gas to H-gas conversion service (BH0001) will be made via the Prisma platform.

The aim of this document is to detail the operating procedure on how to subscribe capacities marketed in « First Come, First Served » (FCFS) mode on this points.



### 1. Login to Prisma

You should beforehand arrange an access to PRISMA, which requires the validation of GRTgaz.

Link : <https://app.prisma-capacity.eu/platform/#/start>

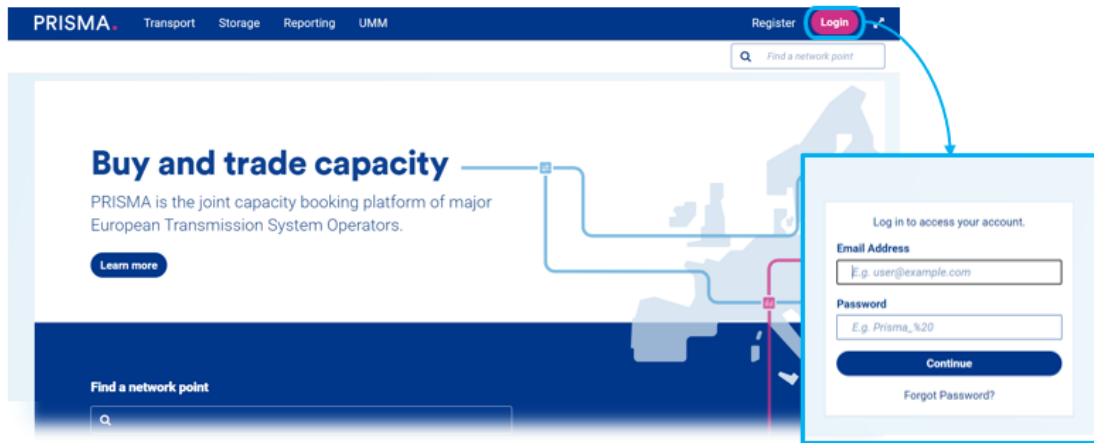


Figure 1 : Login to PRISMA platform

## 2. Submit a request

### a. Choose the menu « FCFS Booking »

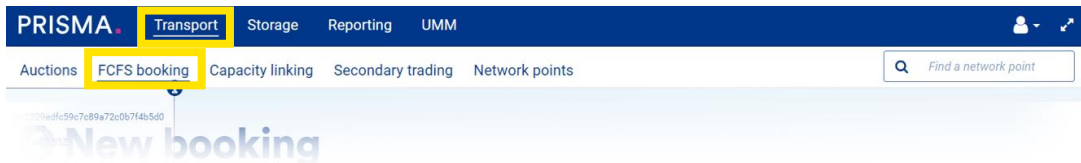
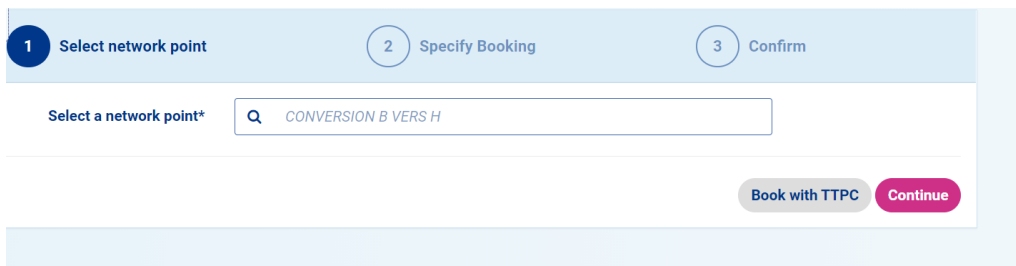


Figure 2 : Go to the FCFS booking menu

### b. Select the required point to book



The screenshot shows the first step of a three-step process: '1 Select network point'. The second step is '2 Specify Booking' and the third is '3 Confirm'. Below the step indicators, there is a search input field labeled 'Select a network point\*' with a magnifying glass icon and the text 'CONVERSION B VERS H' entered. At the bottom right of the form, there are two buttons: 'Book with TTPC' and 'Continue'.

Figure 3 : Select a point

### c. Identify the required capacity category and the required amount for this capacity



The screenshot shows the second step of the three-step process: '2 Specify Booking'. The first step is '1 Select network point' and the third is '3 Confirm'. Below the step indicators, there is a section titled 'Capacity information'. It contains two input fields: 'Capacity Category\*' with a dropdown menu showing 'Firm' selected, and 'Capacity amount\*' with a text input field containing '4800' and a unit selector dropdown showing 'kWh/h'. Below this section, there is a 'Runtime' section which is currently empty.

Figure 4 : State a capacity type and amount

#### d. Choose the required maturity for the capacity

Day  
 Month  
 Quarter  
 Year  
 Custom runtime

01.10.2021 06:00 – 01.10.2022 06:00

Day  
 Month  
 Quarter  
 Year  
 Custom runtime

01.09.2021 06:00 – 01.10.2021 06:00

Day  
 Month  
 Quarter  
 Year  
 Custom runtime

07.08.2021 06:00 – 15.10.2021 06:00

[Check availability](#)

Figure 5 : Case of a yearly capacity

Figure 5 : Case of a monthly capacity

Figure 7 : Case of a custom Runtime

When choosing « Year » : PRISMA automatically selects the coming gas year.

When choosing « Monthly » : PRISMA automatically selects the coming gas month.

When choosing « Custom runtime », you will be able to enter whatever beginning date and end date you require. In this case, the maturity for the capacity will be automatically defined by GRTgaz at the step of the validation of your request.

Please note that even if all maturities are offered on PRISMA, some offers may not exist ; as a consequence your request will be denied at the step of the status definition of your request.

#### d. Click on « Check availability » to go to the next step and see the summary of your request

At this stage, there is no control of the availability of your request capacity neither of the validity of your request.

Please note that the « TSO offer » insert is empty as GRTgaz did not delegate to PRISMA the validation of the request capacities.

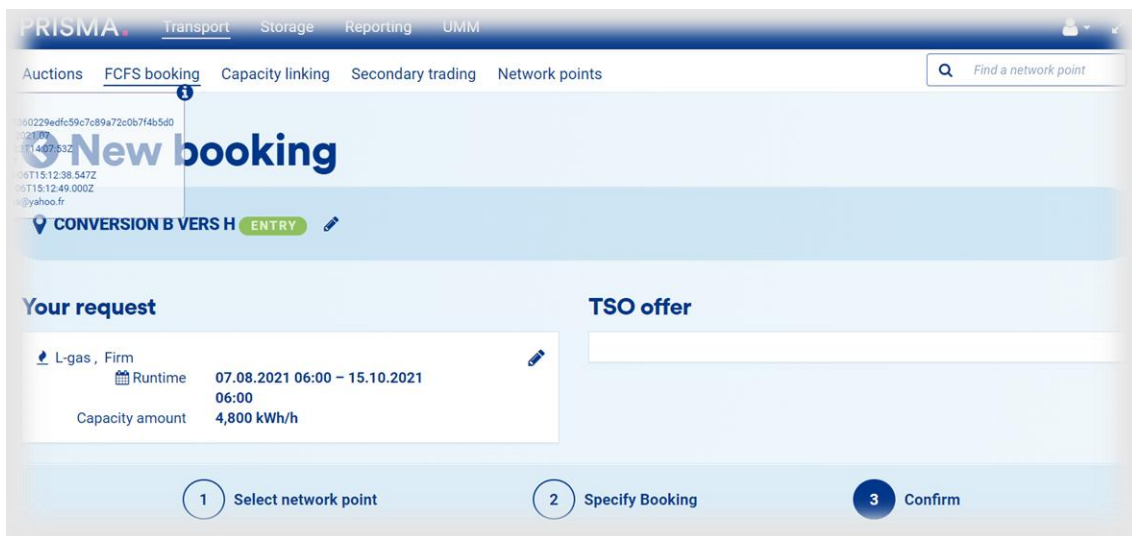


Figure 8 : See the summary of the request

### e. Confirm your request

After activating the general terms and conditions check box, and after confirming your booking, your request is sent to GRTgaz for review.

GTCs

General terms and conditions\*  I hereby accept GRTgaz's GTCs\*

Confirm booking

Figure 9 : Confirm your request

## 3. View your request status

When confirmed on PRISMA, your request is sent to GRTgaz for acceptance / refusal.

When GRTgaz accepts / denies a request, GRTgaz notifies PRISMA of the status of your request. You then receive an email from PRISMA that inform you of the status of your request.

**From:** <primary-test@test.prisma-capacity.cloud>  
**Sent on:** Wednesday, August 18, 2021 1:34:38 PM  
**To:** [REDACTED]  
**Subject:** Successful manual processed booking requests by GRTgaz at network point CONVERSION B VERS H

Dear Sir or Madam,

We would like to inform you that the following manual booking request was confirmed by GRTgaz and **has therefore been booked successfully:**

Network Point: CONVERSION B VERS H  
Deal ID: 80443581  
Period: 01.10.2021 06:00 - 31.12.2021 06:00  
Capacity: 777 kWh/h  
Capacity type: INTERRUPTIBLE

Should you have any further questions, please directly contact the respective TSO.

Kind regards  
Your PRISMA Team

PRISMA European Capacity Platform GmbH  
Reichsstraße 1-9  
04109 Leipzig  
Germany

Figure 10 : Example of a confirmation email from PRISMA

#### 4. Be allocated

The email that PRISMA sends you to confirm the acceptance of your request triggers the update of your capacities portfolio.

You may view your portfolio update in the next update publication of your Services and Capacities Portfolio (PSCj / PSCm) on the TRANS@ctions portal (in general available within a few minutes).